

Dolphin Readers S Starter Level

OXFORD  
irlanguage

# A Day with Baby

مراجعة زبان ایرانیان





# A Day with Baby

Di Taylor

Name \_\_\_\_\_

Age \_\_\_\_\_

Class \_\_\_\_\_

OXFORD  
UNIVERSITY PRESS



# Reading Dolphins

## Notes for teachers & parents

### Using the book

- 1 Begin by looking at the first story page (page 2). Look at the picture and ask questions about it. Then read the story text under the picture with your students. **Use section 1 of the CD for this if possible.**
- 2 Teach and check the understanding of any new vocabulary. Note that some of the words are in the **Picture Dictionary** at the back of the book.
- 3 Now look at the activities on the right-hand page. Show the example to the students and instruct them to complete the activities. This may be done individually, in pairs, or as a class.
- 4 Do the same for the remaining pages of the book.
- 5 Retell the whole story more quickly, reinforcing the new vocabulary. **Sections 2 and 3 of the CD can help with this.**
- 6 **If possible, listen to the expanded story (section 4 of the CD). The students should follow in their books.**
- 7 When the book is finished, use the **Picture Dictionary** to check that students understand and remember new vocabulary. **Section 5 of the CD can help with this.**

### Using the CD

The CD contains five sections.

- 1 The story told slowly, with pauses. Use this during the first reading. It may also be used for “Listen and repeat” activities at any point.
- 2 The story told at normal speed. This should be used once the students have read the book for the first time.
- 3 The story chanted. Students may want to chant along with the story.
- 4 The expanded story. The story is told in a longer version. This will help the students understand English when it is spoken faster, as they will now know the story and the vocabulary.
- 5 Vocabulary. Each word in the **Picture Dictionary** is spoken and then used in a simple sentence.





Max is at home.  
Baby Ben is at home, too.




## 1 Connect.

Max •

Ben •

Mom •



## 2 Circle yes or no.

- |                     |            |    |
|---------------------|------------|----|
| ① Mom is at home.   | <u>yes</u> | no |
| ② Max is at school. | yes        | no |
| ③ Max is at home.   | yes        | no |
| ④ Ben is a baby.    | yes        | no |
| ⑤ Max is a girl.    | yes        | no |
| ⑥ Ben is happy.     | yes        | no |





Max. Please play  
with Ben.



# Circle.

① Max is helping  
sleeping .

② Ben is crying  
happy .

③ Mom is working  
playing .

④ Ben is big  
little .

⑤ Max is holding a ball  
baby .

⑥ Ben's hat is red  
blue .





This is a book, Ben.  
This is a dog.



# Number.



boy

3

ball

book

cat

baby

duck





Look, Ben.  
This is a yellow duck.  
This is a white cat.



Circle **yes** or **no**.

① The duck is green.

yes

no

② The duck is yellow.

yes

no

③ The cat is yellow.

yes

no

④ The hat is brown.

yes

no

⑤ The cat is white.

yes

no

⑥ The ball is blue.

yes

no

⑦ The monkey is brown.

yes

no









Here is a banana, Ben.  
Here is some juice.



# Connect.

apple •  
juice •  
chair •  
ball •  
table •  
orange •  
baby •  
banana •







Let's wash your face, Ben.  
Let's wash your hands.



# Circle.

- 1 

Max
Ben

 is a baby.
- 2 

Max
Mom

 is helping Ben.
- 3 Ben is in the 

kitchen
bathroom

.
- 4 Ben has a 

yellow
red

 chair.
- 5 

Ben
Max

 has a clean face.
- 6 Max has a blue 

shirt
hat

.





Sleep well, Ben.  
See you later.



# 1 Circle yes or no.

1 Ben is crying.

yes

no

2 Max is in bed.

yes

no

3 Max is happy.

yes


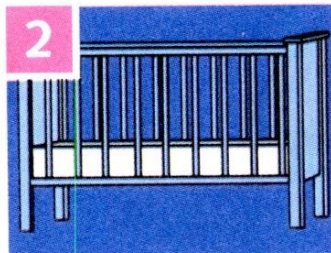
no

4 Ben is happy.

yes

no

## 2 Number.



boy

6

monkey

bed

baby


cat

duck




# Picture Dictionary

apple




bed




baby




blue




ball



cat



banana



chair






dog



juice



duck




monkey



face



orange




green



red



hand




yellow





# Dolphin Readers



**Dolphin Readers** are available at five levels, from Starter to 4.

The Dolphins series covers four major themes:

**Grammar, Living Together,  
The World Around Us, Science and Nature.**

For each theme, there are two titles at every level.

Activity Books are available for all Dolphins.

All Dolphins are available on audio CD.

(2 TITLES ON EACH CD SEE TABLE BELOW)

Teacher's Notes are available at [www.oup.com/elt/dolphins](http://www.oup.com/elt/dolphins)

	Grammar	Living Together	The World Around Us	Science and Nature
Starter	<ul style="list-style-type: none"> <li>Silly Squirrel</li> <li>Monkeying Around</li> </ul>	<ul style="list-style-type: none"> <li>My Family</li> <li>A Day with Baby</li> </ul>	<ul style="list-style-type: none"> <li>Doctor, Doctor</li> <li>Moving House</li> </ul>	<ul style="list-style-type: none"> <li>A Game of Shapes</li> <li>Baby Animals</li> </ul>
Level 1	<ul style="list-style-type: none"> <li>Meet Molly</li> <li>Where Is It?</li> </ul>	<ul style="list-style-type: none"> <li>Little Helpers</li> <li>Jack the Hero</li> </ul>	<ul style="list-style-type: none"> <li>On Safari</li> <li>Lost Kitten</li> </ul>	<ul style="list-style-type: none"> <li>Number Magic</li> <li>How's the Weather?</li> </ul>
Level 2	<ul style="list-style-type: none"> <li>Double Trouble</li> <li>Super Sam</li> </ul>	<ul style="list-style-type: none"> <li>Candy for Breakfast</li> <li>Lost!</li> </ul>	<ul style="list-style-type: none"> <li>A Visit to the City</li> <li>Matt's Mistake</li> </ul>	<ul style="list-style-type: none"> <li>Numbers, Numbers Everywhere</li> <li>Circles and Squares</li> </ul>
Level 3	<ul style="list-style-type: none"> <li>Students in Space</li> <li>What Did You Do Yesterday?</li> </ul>	<ul style="list-style-type: none"> <li>New Girl in School</li> <li>Uncle Jerry's Great Idea</li> </ul>	<ul style="list-style-type: none"> <li>Just Like Mine</li> <li>Wonderful Wild Animals</li> </ul>	<ul style="list-style-type: none"> <li>Things That Fly</li> <li>Let's Go to the Rainforest</li> </ul>
Level 4	<ul style="list-style-type: none"> <li>The Tough Task</li> <li>Yesterday, Today and Tomorrow</li> </ul>	<ul style="list-style-type: none"> <li>We Won the Cup</li> <li>Up and Down</li> </ul>	<ul style="list-style-type: none"> <li>Where People Live</li> <li>City Girl, Country Boy</li> </ul>	<ul style="list-style-type: none"> <li>In the Ocean</li> <li>Go, Gorillas, Go</li> </ul>





# A Day with Baby

Di Taylor

Illustrated by Arlene Adams

Dolphin Readers are an exciting and varied series of readers for young learners.

Covering a range of topics, both fiction and non-fiction, they are available at five levels.

All titles are also available on audio CD.

## Dolphin Readers

Series Editor: Craig Wright

→ ☐ Starter Level  
175 Headwords

☒ Level 1  
275 Headwords

☐ Level 2  
425 Headwords

☐ Level 3  
525 Headwords

☐ Level 4  
625 Headwords

A Day with Baby  
0 19 440078 6

A Day with Baby Activity Book  
0 19 440139 1

A Day with Baby Audio CD  
0 19 440202 9

Teacher's Handbook  
0 19 440221 5

OXFORD  
UNIVERSITY PRESS

[www.oup.com/elt](http://www.oup.com/elt)



مجمع زبان ایرانیان