


Doctor, Doctor



Doctor, Doctor

Mary Rose

Name _____

Age _____

Class _____

OXFORD
UNIVERSITY PRESS

Reading Dolphins

Notes for teachers & parents

Using the book

- 1 Begin by looking at the first story page (page 2). Look at the picture and ask questions about it. Then read the story text under the picture with your students. **Use section 1 of the CD for this if possible.**
- 2 Teach and check the understanding of any new vocabulary. Note that some of the words are in the **Picture Dictionary** at the back of the book.
- 3 Now look at the activities on the right-hand page. Show the example to the students and instruct them to complete the activities. This may be done individually, in pairs, or as a class.
- 4 Do the same for the remaining pages of the book.
- 5 Retell the whole story more quickly, reinforcing the new vocabulary. **Sections 2 and 3 of the CD can help with this.**
- 6 If possible, listen to the expanded story (section 4 of the CD). **The students should follow in their books.**
- 7 When the book is finished, use the **Picture Dictionary** to check that students understand and remember new vocabulary. **Section 5 of the CD can help with this.**

Using the CD

The CD contains five sections.

- 1 The story told slowly, with pauses. Use this during the first reading. It may also be used for “Listen and repeat” activities at any point.
- 2 The story told at normal speed. This should be used once the students have read the book for the first time.
- 3 The story chanted. Students may want to chant along with the story.
- 4 The expanded story. The story is told in a longer version. This will help the students understand English when it is spoken faster, as they will now know the story and the vocabulary.
- 5 Vocabulary. Each word in the **Picture Dictionary** is spoken and then used in a simple sentence.

ir language
مەزەن بانیانی



Ouch!



Connect.

flower



tree

foot

head

hand

girl



My head hurts.

Let's go see
Doctor Green.



Connect.

My head hurts.

My foot hurts.

My hand hurts.

My knee hurts.

My ear hurts.

My finger hurts.





Hello.

Hello. This is Katy.
Her head hurts.

OK. Sit down
please.

Circle **yes** or **no**.

① Her hand hurts.

yes

no

② Her head hurts.

yes

no

③ Her foot hurts.

yes

no

④ Her knee hurts.

yes

no

⑤ I can see three children.

yes

no

⑥ I can see two chairs.

yes

no

⑦ I can see two blue chairs.

yes

no

⑧ I can see four red chairs.

yes

no

Hello, Doctor Green.

Hello. What is
your name?

My name
is Katy.

Number.



black

2

yellow

blue

red

white


pink

My head hurts.

OK. Sit down Katy.



Number.



door

2

head

window

chair

floor

doctor



How old are
you, Katy?

irlanguage
مڙج زبان اڀانيان

I am six.



Circle **yes** **or** **no**.

① Katy is six.

yes **no**

② Katy is a boy.

yes **no**

③ Katy is a girl.

yes **no**

④ Katy's head hurts.

yes **no**

⑤ Katy is in a tree.

yes **no**

⑥ Katy is on a chair.

yes **no**

⑦ Katy is at school.

yes **no**

⑧ Katy is with
Doctor Green.

yes **no**



Thank you
Doctor Green.

You're welcome.

Connect.

chair

head

foot




tree

door

hand

knee

window



Picture Dictionary


black



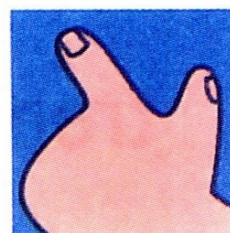
ear



blue




finger




chair



flower



door



foot



hand




tree



head



white




knee



window




pink




yellow



red



Dolphin Readers



Dolphin Readers are available at five levels, from Starter to 4.

The Dolphins series covers four major themes:

**Grammar, Living Together,
The World Around Us, Science and Nature.**

For each theme, there are two titles at every level.

Activity Books are available for all Dolphins.

All Dolphins are available on audio CD.
(2 TITLES ON EACH CD SEE TABLE BELOW)

Teacher's Notes are available at www.oup.com/elt/dolphins

	Grammar	Living Together	The World Around Us	Science and Nature
Starter	<ul style="list-style-type: none"> Silly Squirrel Monkeying Around 	<ul style="list-style-type: none"> My Family A Day with Baby 	<ul style="list-style-type: none"> Doctor, Doctor Moving House 	<ul style="list-style-type: none"> A Game of Shapes Baby Animals
Level 1	<ul style="list-style-type: none"> Meet Molly Where Is It? 	<ul style="list-style-type: none"> Little Helpers Jack the Hero 	<ul style="list-style-type: none"> On Safari Lost Kitten 	<ul style="list-style-type: none"> Number Magic How's the Weather?
Level 2	<ul style="list-style-type: none"> Double Trouble Super Sam 	<ul style="list-style-type: none"> Candy for Breakfast Lost! 	<ul style="list-style-type: none"> A Visit to the City Matt's Mistake 	<ul style="list-style-type: none"> Numbers, Numbers Everywhere Circles and Squares
Level 3	<ul style="list-style-type: none"> Students in Space What Did You Do Yesterday? 	<ul style="list-style-type: none"> New Girl in School Uncle Jerry's Great Idea 	<ul style="list-style-type: none"> Just Like Mine Wonderful Wild Animals 	<ul style="list-style-type: none"> Things That Fly Let's Go to the Rainforest
Level 4	<ul style="list-style-type: none"> The Tough Task Yesterday, Today, and Tomorrow 	<ul style="list-style-type: none"> We Won the Cup Up and Down 	<ul style="list-style-type: none"> Where People Live City Girl, Country Boy 	<ul style="list-style-type: none"> In the Ocean Go, Gorillas, Go



Doctor, Doctor

Mary Rose

Illustrated by Arlene Adams

Dolphin Readers are an exciting and varied series of readers for young learners.

Covering a range of topics, both fiction and non-fiction, they are available at five levels.

All titles are also available on audio CD.

Dolphin Readers

Series Editor: Craig Wright

→ ☐ Starter Level
175 Headwords

☒ Level 1
275 Headwords

☐ Level 2
425 Headwords

☐ Level 3
525 Headwords

☐ Level 4
625 Headwords

Doctor, Doctor
0 19 440075 1

Doctor, Doctor Activity Book
0 19 440140 5

Doctor, Doctor Audio CD
0 19 440203 7

Teacher's Handbook
0 19 440221 5

OXFORD
UNIVERSITY PRESS

www.oup.com/elt

