

Dolphin Readers ① Level One

OXFORD

ir language
مراجعة زبان ایران

Meet Molly



Meet Molly

Richard Northcott

Name _____

Age _____

Class _____

OXFORD
UNIVERSITY PRESS

Reading Dolphins

Notes for teachers & parents

Using the book

- 1 Begin by looking at the first story page (page 2). Look at the picture and ask questions about it. Then read the story text under the picture with your students. **Use section 1 of the CD for this if possible.**
- 2 Teach and check the understanding of any new vocabulary. Note that some of the words are in the **Picture Dictionary** at the back of the book.
- 3 Now look at the activities on the right-hand page. Show the example to the students and instruct them to complete the activities. This may be done individually, in pairs, or as a class.
- 4 Do the same for the remaining pages of the book.
- 5 Retell the whole story more quickly, reinforcing the new vocabulary. **Sections 2 and 3 of the CD can help with this.**
- 6 **If possible, listen to the expanded story (section 4 of the CD). The students should follow in their books.**
- 7 When the book is finished, use the **Picture Dictionary** to check that students understand and remember new vocabulary. **Section 5 of the CD can help with this.**

Using the CD

The CD contains five sections.

- 1 The story told slowly, with pauses. Use this during the first reading. It may also be used for "Listen and repeat" activities at any point.
- 2 The story told at normal speed. This should be used once the students have read the book for the first time.
- 3 The story chanted. Students may want to chant along with the story.
- 4 The expanded story. The story is told in a longer version. This will help the students understand English when it is spoken faster, as they will now know the story and the vocabulary.
- 5 Vocabulary. Each word in the **Picture Dictionary** is spoken and then used in a simple sentence.



Trace and connect.

four


three

two

six

five





These are
my legs.

One leg.


Two legs.



These are
my feet.

One foot. Two feet.

Circle **yes** or **no**.



- | | | |
|----------------------|-----|-----------|
| ① It has one eye. | yes | no |
| ② It has two eyes. | yes | no |
| ③ It has one mouth. | yes | no |
| ④ It has one foot. | yes | no |
| ⑤ It has eight feet. | yes | no |
| ⑥ It has six legs. | yes | no |




This is Joe. He has
blue eyes and a big
smile. He is my friend.

Circle.

① These is a dog.
This



② These are cats.
This



③ These are eyes.
This




④ These is my book.
This



⑤ These are my dolls.
This




⑥ These is my car.
This



Do you like dogs?

Yes, I do.




OK. Here is a dog.

Thank you.




Trace and write.

a cat a cat



dogs




a doll




cars



a pen





books



Do you like dinosaurs?

Yes, I do.



OK. Here is a door.

Circle.

① Joe likes doors dinosaurs.

② Joe has green blue pants.

③ Joe is a boy girl.

④ Joe has a green blue shirt.

⑤ Molly draws a door dinosaur.

⑥ Joe has black white shoes.

Open the door.

I don't like doors.
I like dinosaurs.

ir language
مراجعة زبان ایرانیان


Just open it.

Write the number.




- ① There is green door.
- ② There are houses.
- ③ There is dog.
- ④ There are cats.
- ⑤ There is red car.
- ⑥ There are trees.

You see. It's
a dinosaur.



I like dinosaurs.
Thank you Molly.

You're welcome.



Circle **yes** or **no** .



1 Do you like bugs?

yes

no

2 Do you like dinosaurs?

yes

no

3 Do you like dogs?

yes

no

4 Do you have a dog?

yes

no

5 Do you have
a dinosaur?

yes

no

6 Do you have
ten fingers?

yes

no

Picture Dictionary

book




dinosaur



bug



dog




car




doll



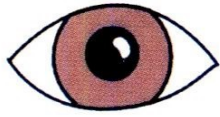
cat




door



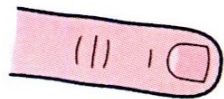
eye



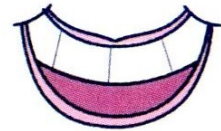
leg



finger



mouth



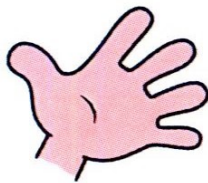
foot




pen




hand




tree




house



window



Dolphin Readers



Dolphin Readers are available at five levels, from Starter to 4.

The Dolphins series covers four major themes:

**Grammar, Living Together,
The World Around Us, Science and Nature.**

For each theme, there are two titles at every level.

Activity Books are available for all Dolphins.

All Dolphins are available on audio CD.

(2 TITLES ON EACH CD SEE TABLE BELOW)

Teacher's Notes are available at www.oup.com/elt/dolphins

	Grammar	Living Together	The World Around Us	Science and Nature
Starter	<ul style="list-style-type: none"> Silly Squirrel Monkeying Around 	<ul style="list-style-type: none"> My Family A Day with Baby 	<ul style="list-style-type: none"> Doctor, Doctor Moving House 	<ul style="list-style-type: none"> A Game of Shapes Baby Animals
Level 1	<ul style="list-style-type: none"> Meet Molly Where Is It? 	<ul style="list-style-type: none"> Little Helpers Jack the Hero 	<ul style="list-style-type: none"> On Safari Lost Kitten 	<ul style="list-style-type: none"> Number Magic How's the Weather?
Level 2	<ul style="list-style-type: none"> Double Trouble Super Sam 	<ul style="list-style-type: none"> Candy for Breakfast Lost! 	<ul style="list-style-type: none"> A Visit to the City Matt's Mistake 	<ul style="list-style-type: none"> Numbers, Numbers Everywhere Circles and Squares
Level 3	<ul style="list-style-type: none"> Students in Space What Did You Do Yesterday? 	<ul style="list-style-type: none"> New Girl in School Uncle Jerry's Great Idea 	<ul style="list-style-type: none"> Just Like Mine Wonderful Wild Animals 	<ul style="list-style-type: none"> Things That Fly Let's Go to the Rainforest
Level 4	<ul style="list-style-type: none"> The Tough Task Yesterday, Today and Tomorrow 	<ul style="list-style-type: none"> We Won the Cup Up and Down 	<ul style="list-style-type: none"> Where People Live City Girl, Country Boy 	<ul style="list-style-type: none"> In the Ocean Go, Gorillas, Go



Meet Molly

Richard Northcott

Illustrated by Ian Cunliffe

Dolphin Readers are an exciting and varied series of readers for young learners.

Covering a range of topics, both fiction and non-fiction, they are available at five levels.

All titles are also available on audio CD.

Dolphin Readers

Series Editor: Craig Wright

-
- Starter Level
175 Headwords
 - ○ Level 1
275 Headwords
 - Level 2
425 Headwords
 - Level 3
525 Headwords
 - Level 4
625 Headwords

Meet Molly
0 19 440087 5
Meet Molly Activity Book
0 19 440144 8
Meet Molly Audio CD
0 19 440205 3
Teacher's Handbook
0 19 440221 5

OXFORD
UNIVERSITY PRESS



www.oup.com/elt