



Dolphin Readers ① Level One

OXFORD

# Number Magic

ir language  
مجموعه زبان ایرانیان





# Number Magic

Rebecca Brooke

Name \_\_\_\_\_

Age \_\_\_\_\_

Class \_\_\_\_\_

**OXFORD**  
UNIVERSITY PRESS



## Reading Dolphins

### Notes for teachers & parents

#### Using the book

- 1 Begin by looking at the first story page (page 2). Look at the picture and ask questions about it. Then read the story text under the picture with your students. **Use section 1 of the CD for this if possible.**
- 2 Teach and check the understanding of any new vocabulary. Note that some of the words are in the **Picture Dictionary** at the back of the book.
- 3 Now look at the activities on the right-hand page. Show the example to the students and instruct them to complete the activities. This may be done individually, in pairs, or as a class.
- 4 Do the same for the remaining pages of the book.
- 5 Retell the whole story more quickly, reinforcing the new vocabulary. **Sections 2 and 3 of the CD can help with this.**
- 6 **If possible, listen to the expanded story (section 4 of the CD). The students should follow in their books.**
- 7 When the book is finished, use the **Picture Dictionary** to check that students understand and remember new vocabulary. **Section 5 of the CD can help with this.**

#### Using the CD

The CD contains five sections.

- 1 The story told slowly, with pauses. Use this during the first reading. It may also be used for “Listen and repeat” activities at any point.
- 2 The story told at normal speed. This should be used once the students have read the book for the first time.
- 3 The story chanted. Students may want to chant along with the story.
- 4 The expanded story. The story is told in a longer version. This will help the students understand English when it is spoken faster, as they will now know the story and the vocabulary.
- 5 Vocabulary. Each word in the **Picture Dictionary** is spoken and then used in a simple sentence.



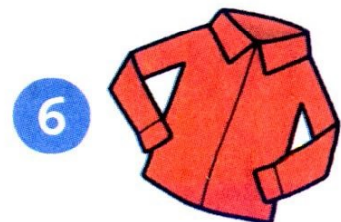






This is Monty Magic.  
He has a black hat. It is  
time for the magic show.



# Connect.

- blue shoes •
- a blue hat •
- a black shirt •
- a black hat •
- a red shirt •
- red shoes •







Monty takes a rabbit,  
two mice, and three  
birds from his hat.



Trace and write.


hat hat hat



bird



shirt



mice



shoe







Monty takes two rabbits,  
three mice, and four  
birds from his hat.



# Read and circle.

① There are seven 

birds
rabbits

.

② There are five 

birds
mice

.

③ There are three 

rabbits
mice

.

④ A 

bird
rabbit

 is on his head.

⑤ Two 

rabbits
mice

 are on his arm.

⑥ A 

bird
rabbit

 is on his shoe.





Monty takes three rabbits, four mice, and five birds from his hat.



## 1 How many?

- ① How many rabbits are there now?
- ② How many mice are there now?
- ③ How many birds are there now?
- ④ How many animals are there now?

6

## 2 Circle yes or no.

- ① Do you like rabbits?
- ② Do you like mice?
- ③ Do you like birds?

yes

no

yes

no

yes

no





Six rabbits hop out of  
the room. One, two,  
three, four, five, six.



Trace and connect.

rabbit

1 3

three

2



mouse

3

8

eight

4



Monty

5







Nine mice run under  
the door and out of the  
room. Look at them go.



# Write the number.

① How many hats  
can you see?

② How many shoes  
can you see?

③ How many mice  
can you see?


④ How many black  
birds can you see?

⑤ How many blue  
birds can you see?

⑥ How many red  
birds can you see?

⑦ How many birds  
can you see?





Twelve birds fly out of  
the window. Thank you  
Monty. That's cool!



# Circle.

① Birds can fly  
hop.

② Mice can run  
hop.

③ Rabbits can fly  
hop.

④ Rabbits  
Mice have big ears.

⑤ Birds  
Mice have four legs.


⑥ Rabbits  
Birds have wings.

⑦ Monty has a hat  
bag.

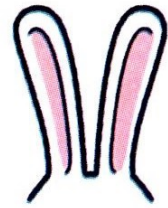


# Picture Dictionary


bird



ears




black



fly




blue



hat



door



hop






mice



shirt



mouse



shoe



rabbit



window



red



wing



run





# Dolphin Readers



**Dolphin Readers** are available at five levels, from Starter to 4.


The Dolphins series covers four major themes:

**Grammar, Living Together,  
The World Around Us, Science and Nature.**





















For each theme, there are two titles at every level.

Activity Books are available for all Dolphins.

All Dolphins are available on audio CD.

(2 TITLES ON EACH CD  SEE TABLE BELOW)

Teacher's Notes are available at [www.oup.com/elt/dolphins](http://www.oup.com/elt/dolphins)

	Grammar	Living Together	The World Around Us	Science and Nature
Starter	<ul style="list-style-type: none"> <li>Silly Squirrel</li> <li>Monkeying Around</li> </ul> 	<ul style="list-style-type: none"> <li>My Family</li> <li>A Day with Baby</li> </ul> 	<ul style="list-style-type: none"> <li>Doctor, Doctor</li> <li>Moving House</li> </ul> 	<ul style="list-style-type: none"> <li>A Game of Shapes</li> <li>Baby Animals</li> </ul> 
Level 1	<ul style="list-style-type: none"> <li>Meet Molly</li> <li>Where Is It?</li> </ul> 	<ul style="list-style-type: none"> <li>Little Helpers</li> <li>Jack the Hero</li> </ul> 	<ul style="list-style-type: none"> <li>On Safari</li> <li>Lost Kitten</li> </ul> 	<ul style="list-style-type: none"> <li>Number Magic</li> <li>How's the Weather?</li> </ul> 
Level 2	<ul style="list-style-type: none"> <li>Double Trouble</li> <li>Super Sam</li> </ul> 	<ul style="list-style-type: none"> <li>Candy for Breakfast</li> <li>Lost!</li> </ul> 	<ul style="list-style-type: none"> <li>A Visit to the City</li> <li>Matt's Mistake</li> </ul> 	<ul style="list-style-type: none"> <li>Numbers, Numbers Everywhere</li> <li>Circles and Squares</li> </ul> 
Level 3	<ul style="list-style-type: none"> <li>Students in Space</li> <li>What Did You Do Yesterday?</li> </ul> 	<ul style="list-style-type: none"> <li>New Girl in School</li> <li>Uncle Jerry's Great Idea</li> </ul> 	<ul style="list-style-type: none"> <li>Just Like Mine</li> <li>Wonderful Wild Animals</li> </ul> 	<ul style="list-style-type: none"> <li>Things That Fly</li> <li>Let's Go to the Rainforest</li> </ul> 
Level 4	<ul style="list-style-type: none"> <li>The Tough Task</li> <li>Yesterday, Today and Tomorrow</li> </ul> 	<ul style="list-style-type: none"> <li>We Won the Cup</li> <li>Up and Down</li> </ul> 	<ul style="list-style-type: none"> <li>Where People Live</li> <li>City Girl, Country Boy</li> </ul> 	<ul style="list-style-type: none"> <li>In the Ocean</li> <li>Go, Gorillas, Go</li> </ul> 





# Number Magic

Rebecca Brooke

Illustrated by Ian Cunliffe

Dolphin Readers are an exciting and varied series of readers for young learners.

Covering a range of topics, both fiction and non-fiction, they are available at five levels.

**All titles are also available on audio CD.**

## Dolphin Readers

Series Editor: Craig Wright

- .....
- Starter Level  
175 Headwords
  - ○ Level 1  
275 Headwords
  - Level 2  
425 Headwords
  - Level 3  
525 Headwords
  - Level 4  
625 Headwords

Number Magic  
978 0 19 440089 3  
Number Magic Activity Book  
978 0 19 440150 0  
Number Magic Audio CD  
978 0 19 440208 8  
Teacher's Handbook  
978 0 19 440221 7

OXFORD  
UNIVERSITY PRESS

[www.oup.com/elt](http://www.oup.com/elt)

