



Dolphin Readers 2 Level Two

OXFORD

Numbers, Numbers Everywhere

irlanguage
مجموعه زبان ایرانیان



Numbers, Numbers Everywhere

Richard Northcott

Name _____

Age _____

Class _____

OXFORD
UNIVERSITY PRESS

Reading Dolphins

Notes for teachers & parents


Using the book

- 1 Begin by looking at the first story page (page 2). Look at the picture and ask questions about it. Then read the story text under the picture with your students. **Use section 1 of the CD for this if possible.**
- 2 Teach and check the understanding of any new vocabulary. Note that some of the words are in the **Picture Dictionary** at the back of the book.
- 3 Now look at the activities on the right-hand page. Show the example to the students and instruct them to complete the activities. This may be done individually, in pairs, or as a class.
- 4 Do the same for the remaining pages of the book.
- 5 Retell the whole story more quickly, reinforcing the new vocabulary. **Sections 2 and 3 of the CD can help with this.**
- 6 **If possible, listen to the expanded story (section 4 of the CD). The students should follow in their books.**
- 7 When the book is finished, use the **Picture Dictionary** to check that students understand and remember new vocabulary. **Section 5 of the CD can help with this.**

Using the CD


The CD contains five sections.

- 1 The story told slowly, with pauses. Use this during the first reading. It may also be used for "Listen and repeat" activities at any point.
- 2 The story told at normal speed. This should be used once the students have read the book for the first time.
- 3 The story chanted. Students may want to chant along with the story.
- 4 The expanded story. The story is told in a longer version. This will help the students understand English when it is spoken faster, as they will now know the story and the vocabulary.
- 5 Vocabulary. Each word in the **Picture Dictionary** is spoken and then used in a simple sentence.




My name is Roy.
Today is Saturday.
Look at my room.
What numbers do you see?

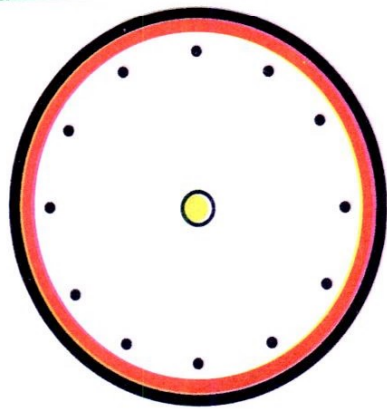
Complete.




It's three
o'clock.



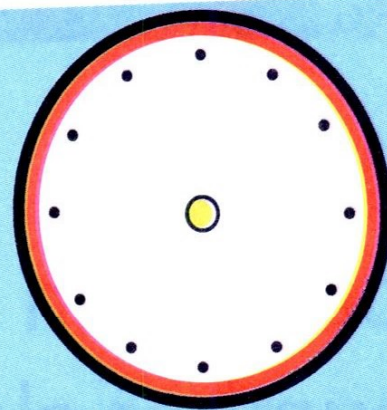
It's seven
o'clock.




It's seven
o'clock.



It's _____
o'clock.



It's eight
o'clock.




It's _____
o'clock.




I put on my clothes.
There is a number seven on
my cap and a number eleven
on my shirt.

Write the number.



four






This is my house.
My address is 10 Park Street.
The number is on the door.
Can you see my father's car?

Who lives where? Read and write.

6 Tony


7

8



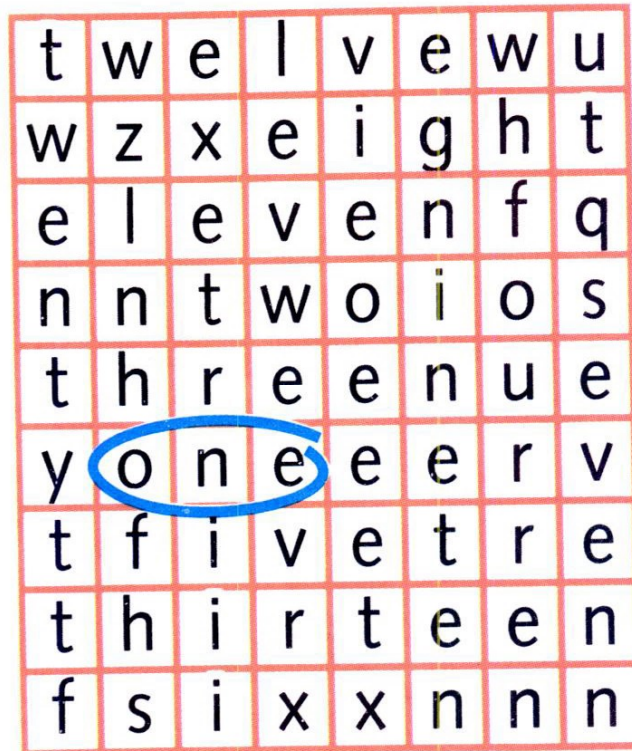
- Mike lives at number five plus four.
- Tony's house number is nine minus three.
- Helen's house number is the highest.
- Sophia lives next to Mike.
- Where does Carl live?

10:00



Today is April 1st. It is my birthday. I am nine years old. I have twenty dollars. Thank you Uncle Jim.

Find and write the numbers.



one




I am calling my friend, Jeff.
 His phone number is 563728.
 My phone number is 729145.
 What is your phone number?

Write your friends' phone numbers.

 Name	 Number
Jeff	563728

 67 * * * 



We are going to town.
I want to buy a toy with
my money. This is our bus.
It is number 106.

Read and connect.

- Bus number 3 goes to the library.
- Bus number 7 goes to the airport.
- Bus number 16 goes to the train station.
- Bus number 29 goes to the beach.
- Bus number 125 goes to the school.



7


16

3

125

29






Look at all these prices.
The car is eight dollars.
The robot is twelve dollars.
How much is the kite?

Look at page 14 and write.

- ① The dinosaur is six dollars.
- ② The kite is _____ dollars.
- ③ The car is _____ dollars.
- ④ The gorilla is _____ dollars.
- ⑤ The truck is _____ dollars.
- ⑥ The ball is _____ dollars.
- ⑦ The train is _____ dollars.
- ⑧ The puzzle is _____ dollars.
- ⑨ The monkey is _____ dollars.
- ⑩ The robot is _____ dollars.






irLanguage
مرجع زبان ایرانیان

I can buy four toys.
I have twenty dollars and
they are only eighteen dollars.

What does Roy buy?
How much is it? Write.



Supertoys

ball

\$ 3


\$

\$

\$


Total

\$



I can see many numbers.
There are numbers on stores.
There are numbers on buses.
There are numbers on walls.

Test your memory.
Write the numbers.





What channel do you want to watch?

I don't know. Let's see what's on Channel One.


1 Write.

one

three

seven

nine





two

four

six

2 How many? Write.







Surprise!
Happy Birthday, Roy.
Happy Birthday to you.
You are the birthday boy.

Answer the questions.

① How old is Roy?

② What is the date?

③ What is Roy's house number?

④ What is Roy's phone number?

⑤ What is the number of Roy's father's car?

⑥ Which bus goes to town?

⑦ Which bus goes to the school?


⑧ How much is the robot?

Picture Dictionary


airport




cap



ball



gorilla




beach



jet
plane




bus




kite



library



robot




money



shirt



monkey




spider




phone




truck



puzzle



Dolphin Readers



Dolphin Readers are available at five levels, from Starter to 4.

The Dolphins series covers four major themes:

**Grammar, Living Together,
The World Around Us, Science and Nature.**

For each theme, there are two titles at every level.

Activity Books are available for all Dolphins.

All Dolphins are available on audio CD.

(2 TITLES ON EACH CD SEE TABLE BELOW)

Teacher's Notes are available at www.oup.com/elt/dolphins

	Grammar	Living Together	The World Around Us	Science and Nature
Starter	<ul style="list-style-type: none"> Silly Squirrel Monkeying Around 	<ul style="list-style-type: none"> My Family A Day with Baby 	<ul style="list-style-type: none"> Doctor, Doctor Moving House 	<ul style="list-style-type: none"> A Game of Shapes Baby Animals
Level 1	<ul style="list-style-type: none"> Meet Molly Where Is It? 	<ul style="list-style-type: none"> Little Helpers Jack the Hero 	<ul style="list-style-type: none"> On Safari Lost Kitten 	<ul style="list-style-type: none"> Number Magic How's the Weather?
Level 2	<ul style="list-style-type: none"> Double Trouble Super Sam 	<ul style="list-style-type: none"> Candy for Breakfast Lost! 	<ul style="list-style-type: none"> A Visit to the City Matt's Mistake 	<ul style="list-style-type: none"> Numbers, Numbers Everywhere Circles and Squares
Level 3	<ul style="list-style-type: none"> Students in Space What Did You Do Yesterday? 	<ul style="list-style-type: none"> New Girl in School Uncle Jerry's Great Idea 	<ul style="list-style-type: none"> Just Like Mine Wonderful Wild Animals 	<ul style="list-style-type: none"> Things That Fly Let's Go to the Rainforest
Level 4	<ul style="list-style-type: none"> The Tough Task Yesterday, Today and Tomorrow 	<ul style="list-style-type: none"> We Won the Cup Up and Down 	<ul style="list-style-type: none"> Where People Live City Girl, Country Boy 	<ul style="list-style-type: none"> In the Ocean Go, Gorillas, Go



Numbers, Numbers Everywhere

Richard Northcott

Illustrated by John Haslam

Dolphin Readers are an exciting and varied series of readers for young learners.

Covering a range of topics, both fiction and non-fiction, they are available at five levels.

All titles are also available on audio CD.

Dolphin Readers

Series Editor: Craig Wright

Starter Level

175 Headwords



Level 1

275 Headwords



Level 2

425 Headwords



Level 3

525 Headwords



Level 4

625 Headwords



Numbers, Numbers Everywhere
978 0 19 440098 5

Numbers, Numbers Everywhere Activity Book
978 0 19 440158 6

Numbers, Numbers Everywhere Audio CD
978 0 19 440212 5

Teacher's Handbook
978 0 19 440221 7

OXFORD
UNIVERSITY PRESS

ir language
مجموعه زبان ایرانیان



www.oup.com/elt