



Dolphin Readers 4 Level Four

OXFORD



Up and Down

ir language
مڙجڙبان اڀانيان



Up and Down

Richard Northcott

Name _____

Age _____

Class _____

OXFORD
UNIVERSITY PRESS

Reading Dolphins

Notes for teachers & parents


Using the book

- 1 Begin by looking at the first story page (page 2). Look at the picture and ask questions about it. Then read the story text under the picture with your students. **Use section 1 of the CD for this if possible.**
- 2 Teach and check the understanding of any new vocabulary. Note that some of the words are in the **Picture Dictionary** at the back of the book.
- 3 Now look at the activities on the right-hand page. Show the example to the students and instruct them to complete the activities. This may be done individually, in pairs, or as a class.
- 4 Do the same for the remaining pages of the book.
- 5 Retell the whole story more quickly, reinforcing the new vocabulary. **Section 2 of the CD can help with this.**
- 6 **If possible, listen to the expanded story (section 3 of the CD). The students should follow in their books.**
- 7 When the book is finished, use the **Picture Dictionary** to check that students understand and remember new vocabulary. **Section 4 of the CD can help with this.**

Using the CD

The CD contains four sections.

- 1 The story told slowly, with pauses. Use this during the first reading. It may also be used for "Listen and repeat" activities at any point.
- 2 The story told at normal speed. This should be used once the students have read the book for the first time.
- 3 The expanded story. The story is told in a longer version. This will help the students understand English when it is spoken faster, as they will now know the story and the vocabulary.
- 4 Vocabulary. Each word in the **Picture Dictionary** is spoken and then used in a simple sentence.



Last week, Nick got some money for his birthday. He and his sister Mary went to a department store because he wanted to buy some toys.

“The toys are on the sixth floor,” said Mary.

“Where are the elevators?” asked Nick.

Check ☒ true or false.

	True	False
① Mary and Nick are in a restaurant.	<input type="checkbox"/>	<input checked="" type="checkbox"/>
② It is Nick's birthday today.	<input type="checkbox"/>	<input type="checkbox"/>
③ Nick wants to look at the pets.	<input type="checkbox"/>	<input type="checkbox"/>
④ The toys are on the sixth floor.	<input type="checkbox"/>	<input type="checkbox"/>
⑤ Mary wants to buy shoes.	<input type="checkbox"/>	<input type="checkbox"/>
⑥ Nick is Mary's brother.	<input type="checkbox"/>	<input type="checkbox"/>
⑦ Mary and Nick are on the first floor.	<input type="checkbox"/>	<input type="checkbox"/>
⑧ Mary is wearing a hat.	<input type="checkbox"/>	<input type="checkbox"/>
⑨ Nick cannot see the elevator.	<input type="checkbox"/>	<input type="checkbox"/>
⑩ Nick is younger than Mary.	<input type="checkbox"/>	<input type="checkbox"/>



“Let’s take this one! It’s going up,” said Mary.

“Wow! Look at all the people! It’s almost full,” said Nick.

There was an old lady, a young man, a boy, a young woman with a baby, and lots of other people.

Read and then answer the questions.

There are four people in an elevator. The elevator is on the first floor. The elevator goes up. On the second floor two people get in the elevator. It goes to the third floor. Three people get out and one person gets in. On the fourth floor five people get in and nobody gets out. On the fifth floor one person gets out. On the sixth floor half the people get out and two people get in.

- ① How many people are there in the elevator now?
- ② How many people got out on the fourth floor?
- ③ What was the highest number of people in the elevator?
- ④ What was the lowest number of people in the elevator?
- ⑤ On which floor did the most people get out?
- ⑥ How many times did the elevator stop?



The elevator stopped at the second floor.
The young man got out.

“Why is he wearing sunglasses?”
asked Nick. “It isn’t sunny.”

“Shhh!” said Mary. “Don’t ask silly
questions.”

Circle the correct words.

- 1 The young woman

has
doesn't have

 a baby.
- 2 The young woman

has
doesn't have

 a dog.
- 3 The young man

has
doesn't have

 an umbrella.
- 4 The young man

has
doesn't have

 sunglasses.
- 5 The boy

has
doesn't have

 long hair.
- 6 The boy

has
doesn't have

 green hair.
- 7 The baby

has
doesn't have

 short hair.
- 8 The baby

has
doesn't have


 a blue stroller.
- 9 Nick

has
doesn't have

 a blue jacket.
- 10 Mary

has
doesn't have

 a pink bag.



The elevator stopped at the third floor.
The old lady got out at the teenage
fashion department.

“She looks really old!” said Nick. “Why
is she getting out here?”

Make as many words as you can.

Use the letters in DEPARTMENT STORE .

date, eraser, present

Use the letters in SIXTH FLOOR .

Use the letters in BIRTHDAY MONEY .



The elevator stopped at the fourth floor.
The boy got out with his mother.

“Why does he look so unhappy?” asked Nick.

“Shhh!” said Mary. “I said stop! No more silly questions!”

Rearrange the words.

① are Mary elevator and the in Nick

Mary and Nick are in the elevator.

② store are at they the department

③ there elevator the in people many are


④ a got the man on floor young out second

⑤ lady on floor old out third an got the

⑥ got hair long with boy a floor fourth the
on out

⑦ Nick questions silly many asks

⑧ the wants sixth to floor go to Nick



The elevator stopped at the children's department on the fifth floor. The young woman got out with her baby.

"Why is that baby crying so much?" asked Nick.

"Shhh!" said Mary. "I said stop! No more silly questions!"

Where can you buy these things?

- ① A tie?

On the 2nd floor.

- ② A cool T-shirt?

- ③ Some sneakers?

- ④ A dress?

- ⑤ Shorts for a baby?

- ⑥ A sandwich?

- ⑦ A doll?

- ⑧ Orange juice?

Floor	Department
7th	Food Court
6th	Toys
5th	Children's Fashion
4th	Women's Fashion
3rd	Teenage Fashion
2nd	Men's Fashion
1st	Shoes




The elevator stopped at the sixth floor.

"This is where we get out," said Mary.

"Great," said Nick. "Look at all the toys. Can we go and look at the computer games?"

"OK! Let's go!"

Number.



teddy bear

2

doll

marbles

computer game

puzzle

robot

radio-controlled car

kite

hula hoop

yo-yo



Nick was so happy to see all the computer games. He looked at the car games. He looked at the sports games. He looked at the puzzle games. He looked at all the games.

“I want this one,” he said.

“At last!” said Mary.

Name the game. Connect.

What a Goal!

Bowl 'em Over




Blast the Aliens

Race Crash and Bash


Kung Fu King

House and Home

Dinosaur Days



What computer game do you want to play?



“That’s fifteen dollars, please,” said the lady.

“I know him!” said Nick, pointing at the television. “He was in the elevator.”

“You’re right!” said Mary. “That’s Ricky Dee. I love his songs.”

Rewrite the sentences in the past tense.

- ① It is Nick's birthday.

It was Nick's birthday.

- ② Nick and Mary are at the department store.

- ③ Nick wants to buy a toy.


- ④ They get into the elevator.

- ⑤ There are many people in the elevator.

- ⑥ The young man gets out on the second floor.

- ⑦ The old lady has a walking stick.

- ⑧ The baby is crying.



“Maybe we’ll see Ricky Dee again in the elevator,” said Mary.

“I wish I was a rock star,” said Nick.

“I could be Nicky Dee.”

“Stop dreaming,” said Mary. “There’s the elevator now. Come on, it’s time to go home.”

Connect.

Sale ●

Toilet ●

Size ●




Floor ●


Menu ●

Hold the handrail ●

Parking ●

Exit ●





The elevator stopped at the fifth floor again. The lady with the baby got in. The baby was pushing his mother in the stroller.

“Why is she sitting in the stroller?” asked Nick.

“Shhh!” said Mary. “She’ll hear you.”

Find the differences. Write.



① The elevator is on the 3rd floor.

②

③

④

⑤

⑥

⑦

⑧



The elevator stopped at the fourth floor again. The boy and his mother got in.

“Poor boy! What happened to his hair?” asked Nick.

“Shhh!” said Mary. “I think it looks very nice.”

Answer the questions.

- ① Is the elevator door open?

Yes, it is.

- ② Is the elevator on the fifth floor?

- ③ Are Nick and Mary in the elevator?

- ④ Are there ten people in the elevator?


- ⑤ Did the boy have a haircut?

- ⑥ Is his mother happy?

- ⑦ Does the boy look happy?

- ⑧ Does Mary like his new hairstyle?

- ⑨ Do you like it?



The elevator stopped at the third floor.
The old lady got into the elevator in some new clothes.

“Is that the same old lady? What happened to her?” asked Nick.

“Shhh!” said Mary. “She looks so cool!”

Rewrite the sentences. Use these words:

she he they it

- ① Nick is Mary's brother.

He is Mary's brother.

- ② Nick and Mary are at the department store.


- ③ The elevator stopped at the third floor.

- ④ The old lady got into the elevator.

- ⑤ The people in the elevator looked at the old lady.

- ⑥ The old lady's clothes look very cool.

- ⑦ Nick asked, "Is she the same old lady?"



The elevator stopped at the second floor. Ricky Dee ran into the elevator. He wanted to get away from all his fans.

“That’s Ricky Dee,” said Nick.

“Are you sure that’s him?” asked Mary.

“Shhh!” said Nick. “Don’t ask silly questions.”

Look back through the story and answer Nick's questions.

① Where are the toys?

On the sixth floor.

② Is that Ricky Dee on the TV?

③ Why is the old lady getting out here?

④ Why does the boy look so unhappy?

⑤ Why is the mother in the stroller?

⑥ Poor boy! What happened to his hair?

⑦ Is that the same old lady?

⑧ What happened to her?



On the first floor, there were lots of people.
Ricky Dee ran out of the store.

“Do you really want to be a rock star,
Nick?” asked Mary.

“Not any more,” said Nick. “Maybe I
want to be a movie star.”

Complete the report about this book.

Book Report

Title: _____

Author: _____

Illustrator: _____

Publisher: _____

Number of pages: _____

This story is about _____

New words I learned in this book

I think this story is...

☐ ★★★★★ interesting

☐ ★★★★ good

☐ ★★★ not bad

☐ ★★ OK

☐ ★ boring

Picture Dictionary

yo-yo



kite



clothes



marbles



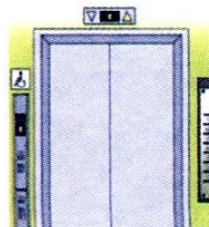
dress



money




elevator



puzzle



robot



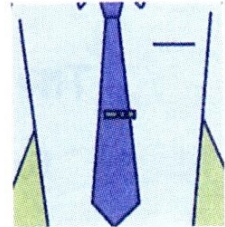
teddy
bear



shorts




tie



sneakers



toys



stroller




walking
stick



sunglasses



Dolphin Readers



Dolphin Readers are available at five levels, from Starter to 4.

The Dolphins series covers four major themes:

**Grammar, Living Together,
The World Around Us, Science and Nature.**

For each theme, there are two titles at every level.

Activity Books are available for all Dolphins.

All Dolphins are available on audio CD.

(2 TITLES ON EACH CD SEE TABLE BELOW)

Teacher's Notes are available at www.oup.com/elt/dolphins

	Grammar	Living Together	The World Around Us	Science and Nature
Starter	<ul style="list-style-type: none"> Silly Squirrel Monkeying Around 	<ul style="list-style-type: none"> My Family A Day with Baby 	<ul style="list-style-type: none"> Doctor, Doctor Moving House 	<ul style="list-style-type: none"> A Game of Shapes Baby Animals
Level 1	<ul style="list-style-type: none"> Meet Molly Where Is It? 	<ul style="list-style-type: none"> Little Helpers Jack the Hero 	<ul style="list-style-type: none"> On Safari Lost Kitten 	<ul style="list-style-type: none"> Number Magic How's the Weather?
Level 2	<ul style="list-style-type: none"> Double Trouble Super Sam 	<ul style="list-style-type: none"> Candy for Breakfast Lost! 	<ul style="list-style-type: none"> A Visit to the City Matt's Mistake 	<ul style="list-style-type: none"> Numbers, Numbers Everywhere Circles and Squares
Level 3	<ul style="list-style-type: none"> Students in Space What Did You Do Yesterday? 	<ul style="list-style-type: none"> New Girl in School Uncle Jerry's Great Idea 	<ul style="list-style-type: none"> Just Like Mine Wonderful Wild Animals 	<ul style="list-style-type: none"> Things That Fly Let's Go to the Rainforest
Level 4	<ul style="list-style-type: none"> The Tough Task Yesterday, Today, and Tomorrow 	<ul style="list-style-type: none"> We Won the Cup Up and Down 	<ul style="list-style-type: none"> Where People Live City Girl, Country Boy 	<ul style="list-style-type: none"> In the Ocean Go, Gorillas, Go



Up and Down

Richard Northcott

Illustrated by Sarah Kuo

Dolphin Readers are an exciting and varied series of readers for young learners.

Covering a range of topics, both fiction and non-fiction, they are available at five levels.

All titles are also available on audio CD.

Dolphin Readers

Series Editor: Craig Wright

● Starter Level
175 Headwords

● Level 1
275 Headwords

● Level 2
425 Headwords

● Level 3
525 Headwords

→ ○ Level 4
625 Headwords

Up and Down
978 0 19 440109 8

Up and Down Activity Book
978 0 19 440171 5

Up and Down Audio CD
978 0 19 440218 7

Teacher's Handbook
978 0 19 440221 7

OXFORD
UNIVERSITY PRESS

www.oup.com/elt

ir language
مجموعه زبان ایرانیان



Dolphin Readers

Up and Down

OXFORD